

RX RSX

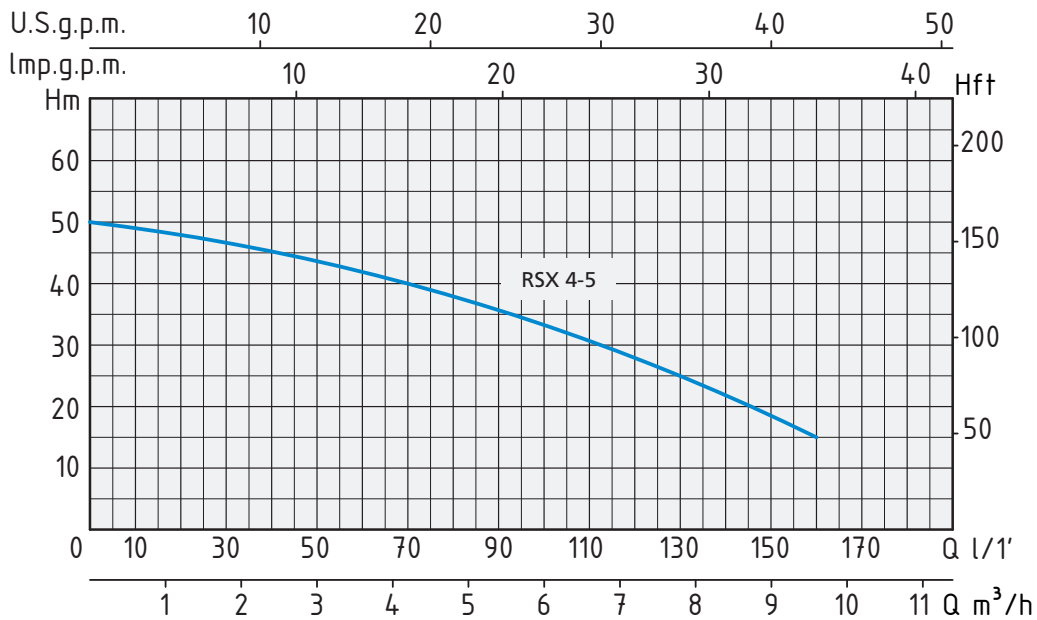
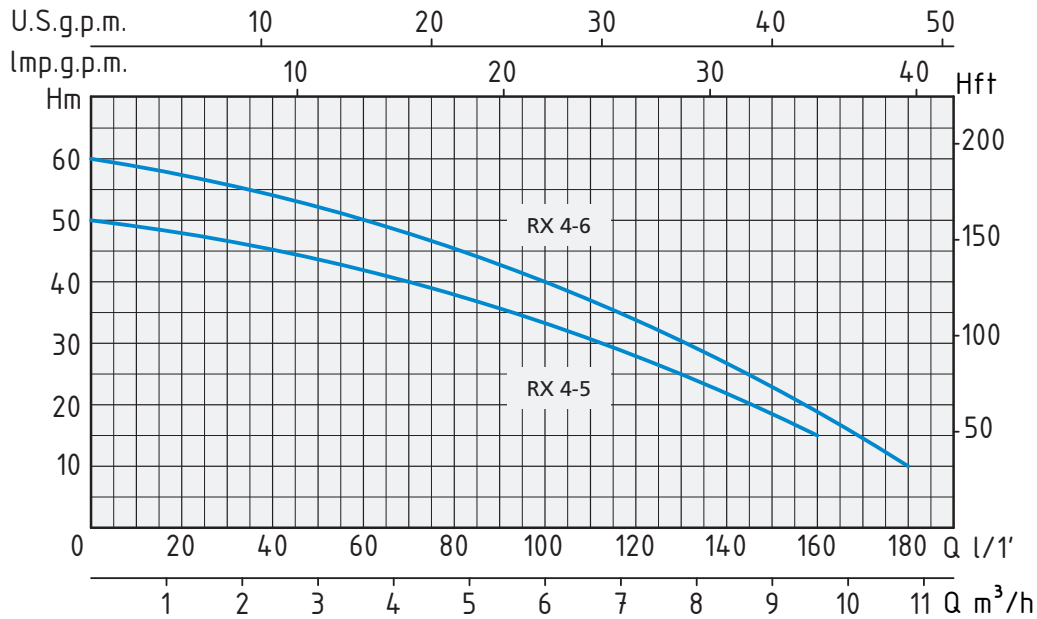
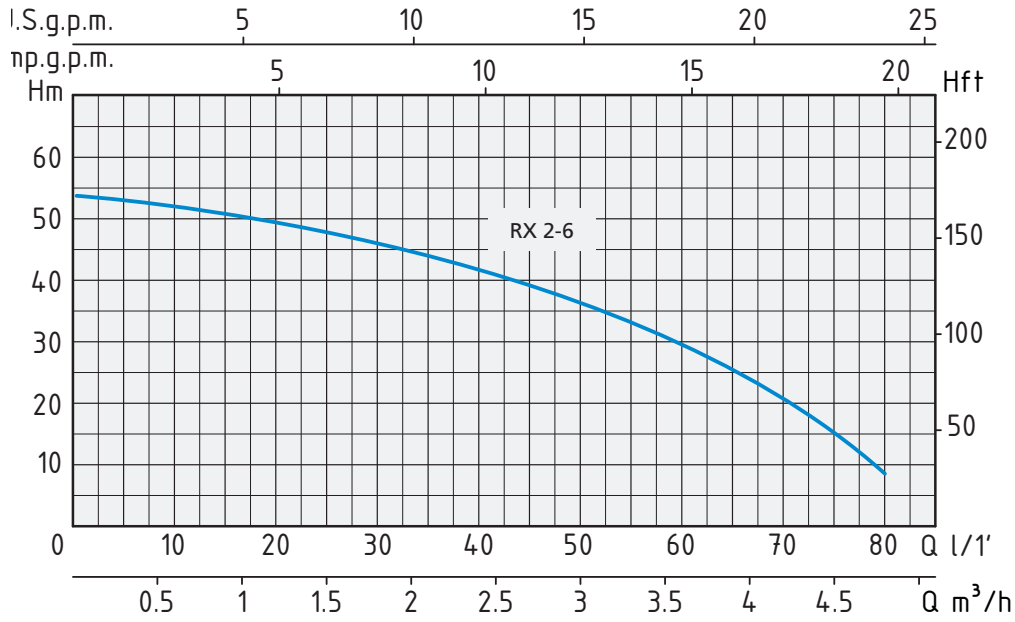
GRUPPI CON 1 POMPA MULTISTADIO ORIZZONTALE

Impianti di pressurizzazione con il mantenimento costante della pressione comandata da un inverter di facile applicazione e regolazione.

High pressure systems where a constant pressure is maintained by an user-friendly inverter.



Alimentazione Power supply	Tipo pompa Pump type	Potenza nominale Nominal power		Portata Capacity	Prevalenza Head	Bocche Connections	
		kW	HP			DNA	DNM
Monofase Single-phase	Trifase - Three-phase 400V-50Hz			m ³ /h	mt.		
230V-50Hz	RX 2 - 6	0,75	1	2	45	1"	1"
230V-50Hz	RX 4 - 5	0,9	1,25	4	40	1"¼	1"
230V-50Hz	RX 4 - 6	1,1	1,5	4	47	1"¼	1"
230V-50Hz	RSX 4 - 5	0,9	1,25	4	40	1"¼	1"

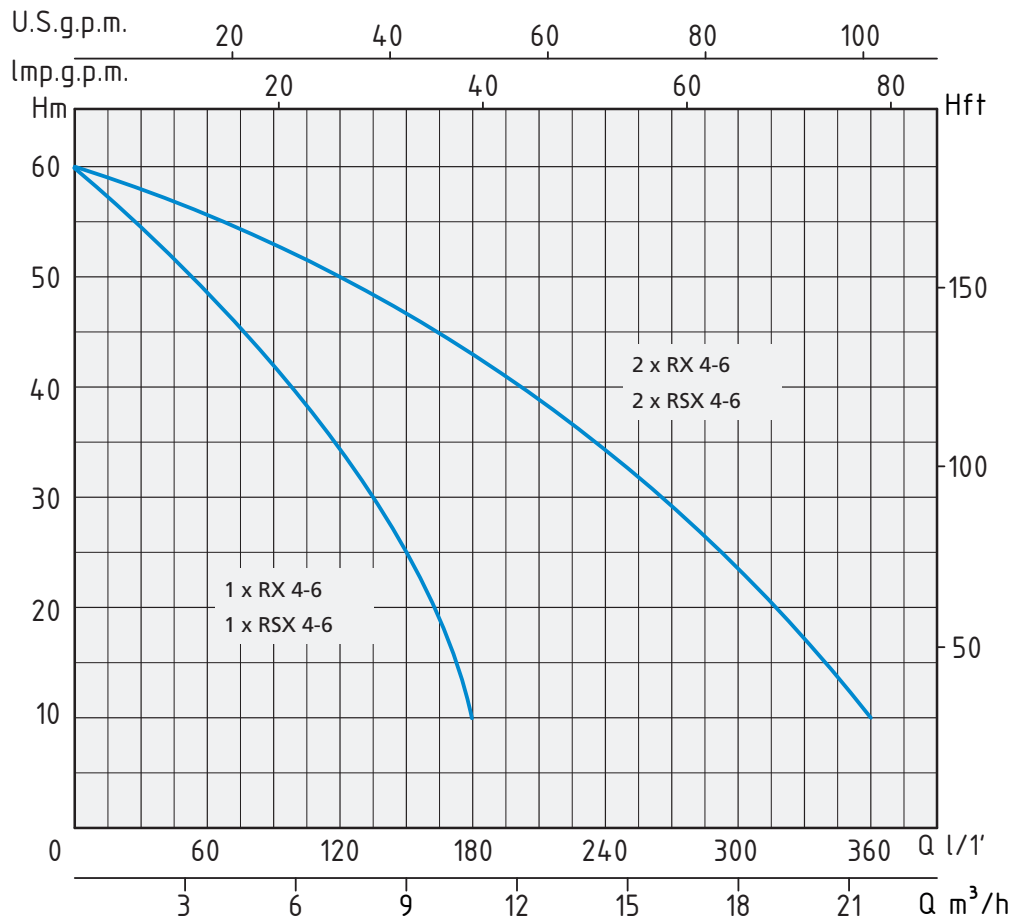
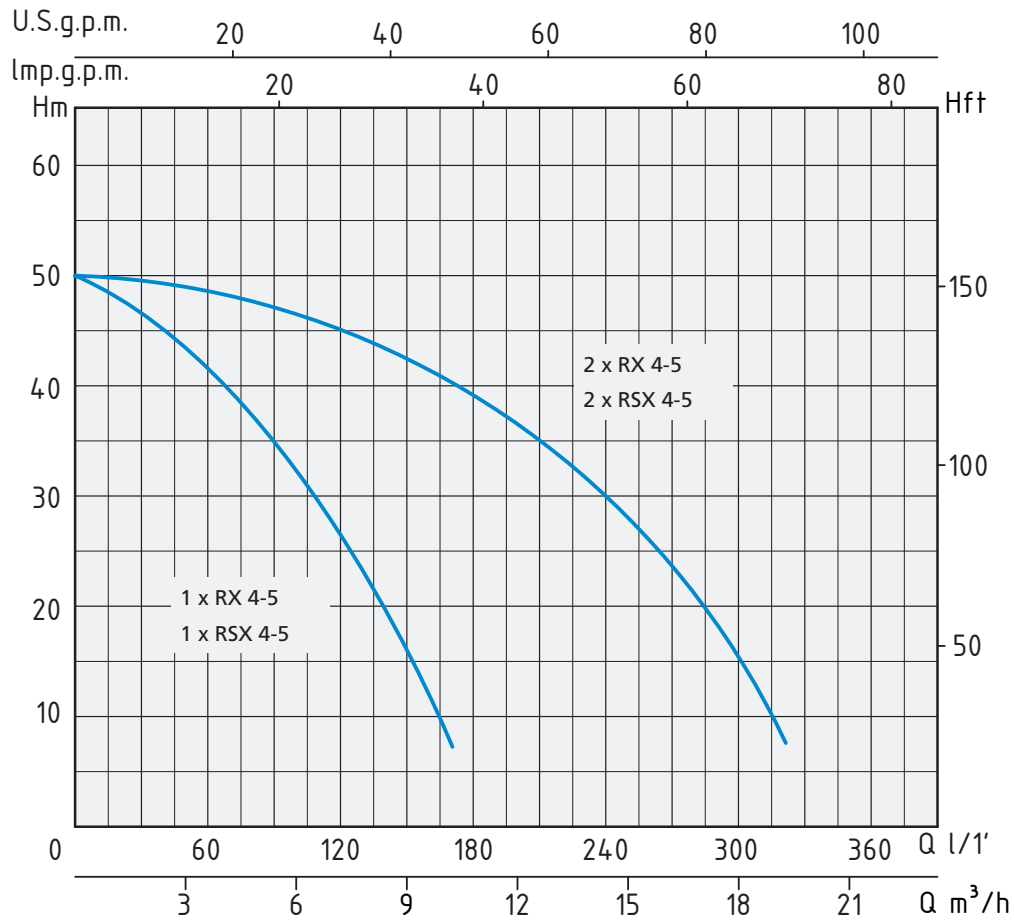


Impianti di pressurizzazione con il mantenimento costante della pressione comandata da un inverter di facile applicazione e regolazione.

High pressure systems where a constant pressure is maintained by an user-friendly inverter.



Alimentazione Power supply	Tipo pompa Pump type	Potenza nominale Nominal power		Portata Capacity	Prevalenza Head	Bocche Connections	
		kW	HP			DNA	DNM
Monofase Single-phase	Trifase - Three-phase 400V-50Hz			m ³ /h	mt.		
230V-50Hz	2 x RX 4 - 5	0,9 + 0,9	1,25 + 1,25	4 + 4	40	G 2"	G 1"½
230V-50Hz	2 x RX 4 - 6	1,1 + 1,1	1,5 + 1,5	4 + 4	47	G 2"	G 1"½
230V-50Hz	2 x RSX 4 - 5	0,9 + 0,9	1,25 + 1,25	4 + 4	40	G 2"	G 1"½
230V-50Hz	2 x RSX 4 - 6	1,1 + 1,1	1,5 + 1,5	4 + 4	47	G 2"	G 1"½

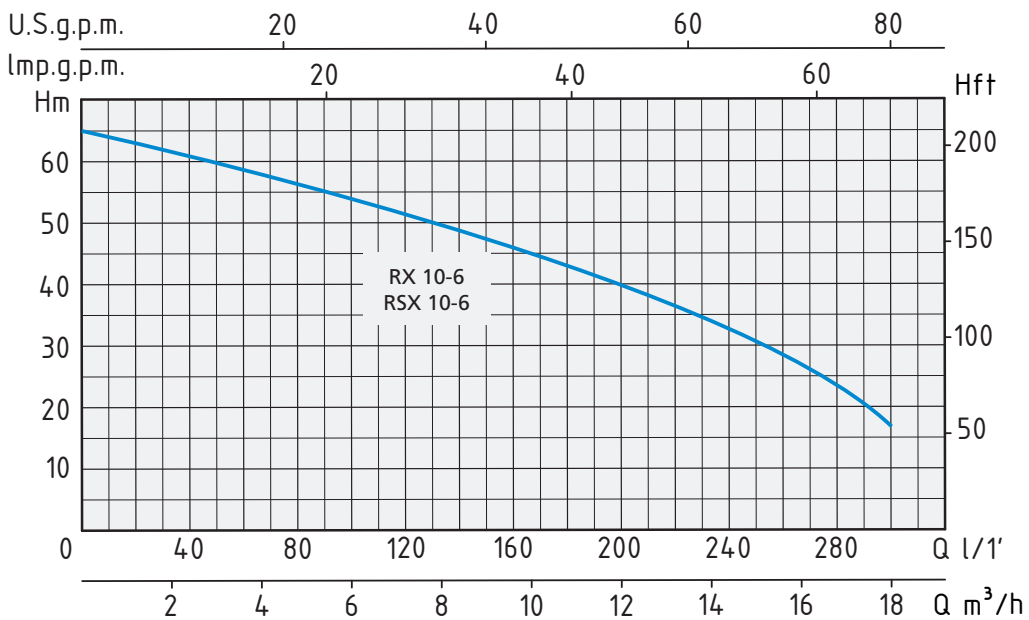
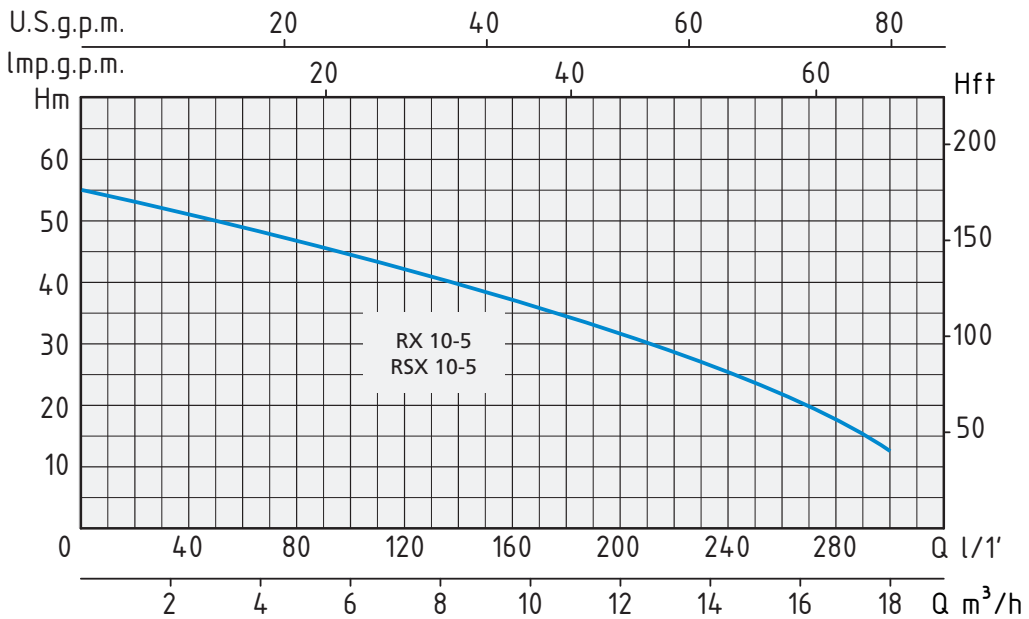
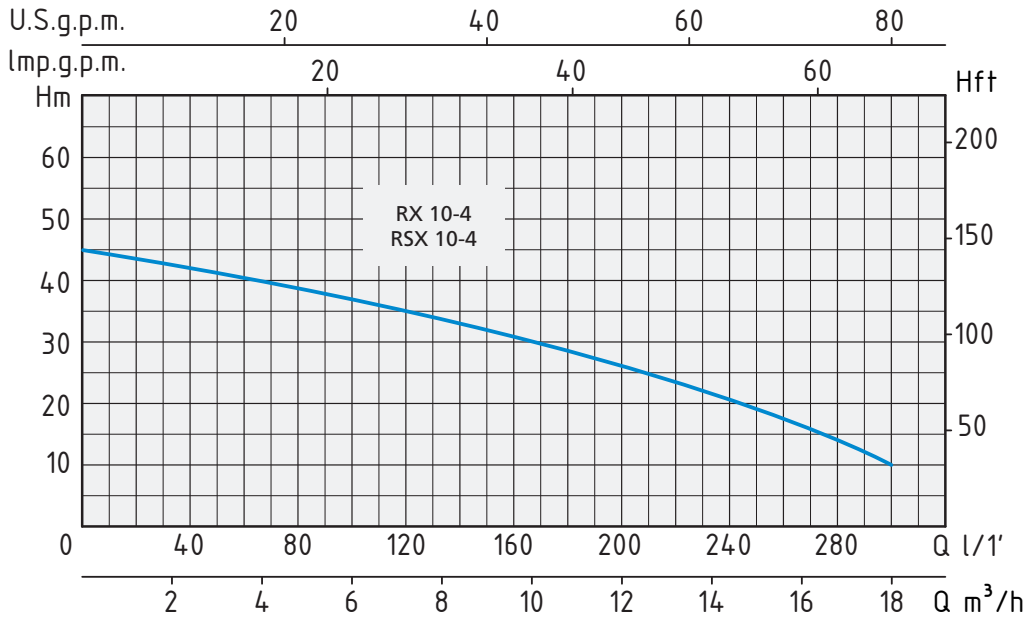


Impianti di pressurizzazione con il mantenimento costante della pressione comandata da un inverter di facile applicazione e regolazione.

High pressure systems where a constant pressure is maintained by an user-friendly inverter.




Alimentazione Power supply		Tipo pompa Pump type	Potenza nominale Nominal power		Portata Capacity	Prevalenza Head	Bocche Connections	
Monofase Single-phase	Trifase Three-phase	Trifase - Three-phase 400V-50Hz	kW	HP	m ³ /h	mt.	DNA	DNM
230V-50Hz		RX 10 - 4	1,5	2	10	30	1"½	1"½
	400V-50Hz	RX 10 - 5	2,2	3	10	36	1"½	1"½
	400V-50Hz	RX 10 - 6	3	4	10	45	1"½	1"½
230V-50Hz		RSX 10 - 4	1,5	2	10	30	1"½	1"½
	400V-50Hz	RSX 10 - 5	2,2	3	10	36	1"½	1"½
	400V-50Hz	RSX 10 - 6	3	4	10	45	1"½	1"½



Impianti di pressurizzazione con il mantenimento costante della pressione comandata da un inverter di facile applicazione e regolazione.

High pressure systems where a constant pressure is maintained by a user-friendly inverter.



Alimentazione Power supply		Tipo pompa Pump type	Potenza nominale Nominal power		Portata Capacity	Prevalenza Head	Bocche Connections	
Monofase Single-phase	Trifase Three-phase	Trifase - Three-phase 400V-50Hz	kW	HP	m ³ /h	mt.	DNA	DNM
230V-50Hz	400V-50Hz	2 x RX 10 - 4	1,5 + 1,5	2 + 2	10 + 10	30	G 2"	G 1"½
	400V-50Hz	2 x RX 10 - 5	2,2 + 2,2	3 + 3	10 + 10	36	G 2"	G 1"½
	400V-50Hz	2 x RX 10 - 6	3 + 3	4 + 4	10 + 10	45	G 2"	G 1"½
230V-50Hz	400V-50Hz	2 x RSX 10 - 4	1,5 + 1,5	2 + 2	10 + 10	30	G 2"	G 1"½
	400V-50Hz	2 x RSX 10 - 5	2,2 + 2,2	3 + 3	10 + 10	36	G 2"	G 1"½
	400V-50Hz	2 x RSX 10 - 6	3 + 3	4 + 4	10 + 10	45	G 2"	G 1"½

